

# Disentangling flavor violation in the top-Higgs sector at the LHC

Admir Greljo,<sup>a</sup> Jernej F. Kamenik<sup>a,b</sup> and Joachim Kopp<sup>c</sup>

<sup>a</sup>*Jožef Stefan Institute,*

*Jamova 39, 1000 Ljubljana, Slovenia*

<sup>b</sup>*Faculty of Mathematics and Physics, University of Ljubljana,*

*Jadranska 19, 1000 Ljubljana, Slovenia*

<sup>c</sup>*Max Planck Institut für Kernphysik,*

*Saupfercheckweg 1, 69117 Heidelberg, Germany*

*E-mail:* [admir.greljo@ijs.si](mailto:admir.greljo@ijs.si), [jernej.kamenik@ijs.si](mailto:jernej.kamenik@ijs.si),  
[jkopp@mpi-hd.mpg.de](mailto:jkopp@mpi-hd.mpg.de)

**ABSTRACT:** We study the LHC phenomenology of flavor changing Yukawa couplings between the top quark, the Higgs boson, and either an up or charm quark. Such  $tuh$  or  $tch$  couplings arise for instance in models in which the Higgs sector is extended by the existence of additional Higgs bosons or by higher dimensional operators. We emphasize the importance of anomalous single top plus Higgs production in these scenarios, in addition to the more widely studied  $t \rightarrow hj$  decays. By recasting existing CMS searches in multilepton and diphoton plus lepton final states, we show that bounds on  $\mathcal{B}(t \rightarrow hu)$  are improved by a factor of 1.5 when single top plus Higgs production is accounted for. We also recast the CMS search for vector boson plus Higgs production into new, competitive constraints on  $tuh$  and  $tch$  couplings, setting the limits of  $\mathcal{B}(t \rightarrow hu) < 0.7\%$  and  $\mathcal{B}(t \rightarrow hc) < 1.2\%$ .

We then investigate the sensitivity of future searches in the multilepton channel and in the fully hadronic channel. In multilepton searches, studying the lepton rapidity distributions and charge assignments can be used to discriminate between  $tuh$  couplings, for which anomalous single top production is relevant, and  $tch$  couplings, for which it is suppressed by the parton distribution function of the charm quark. An analysis of fully hadronic  $t + h$  production and  $t \rightarrow hj$  decay can be competitive with the multilepton search at  $100 \text{ fb}^{-1}$  of 13 TeV data if jet substructure techniques are employed to reconstruct boosted top quarks and Higgs bosons. To show this we develop a modified version of the HEPTopTagger algorithm, optimized for tagging  $t \rightarrow hj$  decays. Our sensitivity estimates on  $\mathcal{B}(t \rightarrow hu)$  ( $\mathcal{B}(t \rightarrow hc)$ ) at  $100 \text{ fb}^{-1}$  of 13 TeV data for multilepton searches, vector boson plus Higgs search and fully hadronic search are 0.22% (0.33%), 0.15% (0.19%) and 0.36% (0.48%), respectively.

**KEYWORDS:** Beyond Standard Model, Higgs Physics, Heavy Quark Physics, Rare Decays

**ARXIV EPRINT:** [1404.1278](https://arxiv.org/abs/1404.1278)

---

**Contents**

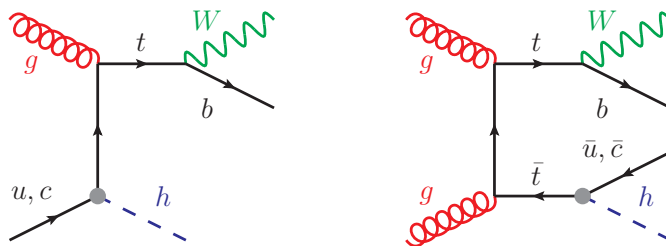
<b>1</b>	<b>Introduction</b>	<b>1</b>
<b>2</b>	<b>Flavor violating top-Higgs couplings</b>	<b>2</b>
<b>3</b>	<b>Improved limits on <math>tuh</math> and <math>tch</math> couplings from current LHC searches</b>	<b>5</b>
3.1	Recasting the CMS multilepton search	5
3.2	Recasting the CMS diphoton plus lepton search	6
3.3	Recasting the CMS search for vector boson + Higgs production	8
<b>4</b>	<b>Sensitivity of future searches</b>	<b>10</b>
4.1	Future multilepton searches and discrimination between $tch$ and $tuh$ couplings	10
4.2	Searches in the fully hadronic final state	13
4.2.1	Analysis 1: $th$ tag + top tag	14
4.2.2	Analysis 2: Higgs tag + top tag	15
<b>5</b>	<b>Discussion and conclusions</b>	<b>17</b>
<b>A</b>	<b>Tagging top decays to Higgs + jet</b>	<b>19</b>

---

**1 Introduction**

Determining the properties of the newly-discovered Higgs boson is one of the major goals of the LHC physics program. Higgs interactions with fermions are of special interest since deviations from Standard Model (SM) predictions could point to the existence of new flavor dynamics not too far above the electroweak scale. Among the flavor violating Higgs couplings to quarks, the most promising place to look for new physics at high energy colliders are processes involving top quarks. On the one hand, all relevant indirect low energy constraints on such processes are necessarily based on loop suppressed observables [1]. On the other hand, the large number of top quarks produced at the LHC allows us to study even strongly suppressed contributions to top quark production and decay. Using this feature, the CMS collaboration has provided the best official upper limit on flavor violating  $tch$  couplings: from a combination of multilepton searches and diphoton plus lepton searches, the constraint  $\mathcal{B}(t \rightarrow hc) < 0.56\%$  is obtained at 95% confidence level (CL) [2].

In the present work, we explore the LHC sensitivity to non-standard flavor violating top-Higgs interactions ( $tch$  and  $tuh$ ) further. Building upon related theoretical [3–8] and experimental [9–11] studies, we explore three main directions: (1) We demonstrate the importance of the single top+Higgs production processes in addition to  $t \rightarrow hj$  decays. (2) We demonstrate how these processes can be exploited to distinguish  $tch$  and  $tuh$  couplings



**Figure 1.** Example Feynman diagrams contributing to the LHC production of  $pp \rightarrow (t \rightarrow W^+b)h$  (left) and  $pp \rightarrow [(t \rightarrow W^+b)(\bar{t} \rightarrow h\bar{q}), (\bar{t} \rightarrow W^-\bar{b})(t \rightarrow hq)]$  (right) through flavor violating top-Higgs interactions in eq. (2.1) (marked with gray dots).

in leptonic  $t + h$  events by studying lepton rapidity distributions and charge assignments. (3) we consider several novel search signatures including hadronic top decays and Higgs decays to  $b\bar{b}$  and  $\tau^+\tau^-$ . While this leads to more challenging signatures requiring efficient discrimination against the large SM backgrounds, the final sensitivity is compensated by increased signal yields.

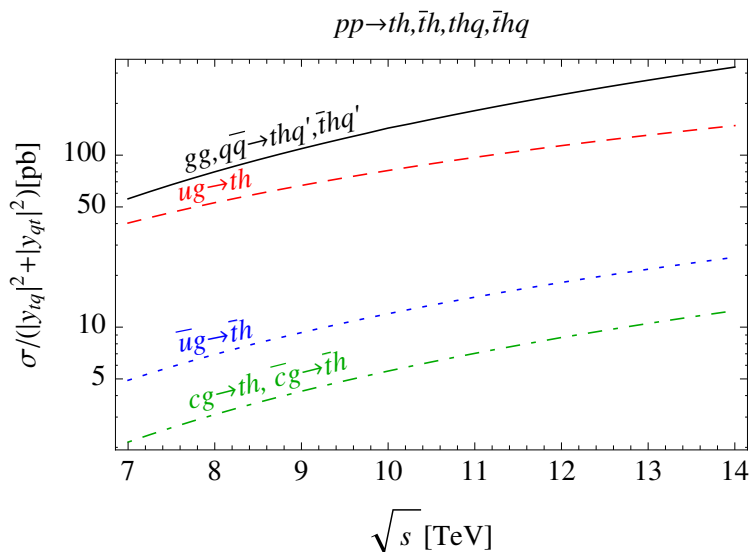
The remainder of the paper is organized as follows: in section 2 we set up the notation and introduce our main physics ideas. Then we explore and quantify these insights in more detail using several top and Higgs decay modes. Multilepton searches [4] are particularly sensitive to  $(t \rightarrow b\ell\nu) + (h \rightarrow W^+W^-, ZZ, \tau^+\tau^-)$  final states, and in section 3.1 we recast a recent CMS analysis [9] to constrain these final states. In doing so, we demonstrate the importance of including the anomalous single top production process  $gu \rightarrow th$ . In section 3.2 we recast a recent CMS search [2] for flavor violating  $tch$  coupling in the diphoton plus lepton final state to set an improved bound on  $tuh$  coupling. In section 3.3 we show that a competitive sensitivity can be obtained focusing specifically on  $h \rightarrow \tau^+\tau^-$  decays by recasting a CMS search [12] for associate  $W +$  Higgs and  $Z +$  Higgs production. We then proceed to future searches, showing in section 4.1 how a detailed analysis of kinematic distributions in multilepton searches can be used to improve the sensitivity to both  $tuh$  and  $tch$  couplings, and to discriminate between them. Finally, in section 4.2, we develop a search strategy for the fully hadronic final state  $(t \rightarrow b\bar{q}q') + (h \rightarrow b\bar{b})$ , where for highly boosted processes jet substructure techniques can be employed to identify top quarks and Higgs bosons. We summarize our results in section 5.

## 2 Flavor violating top-Higgs couplings

We parameterize the flavor violating top-Higgs interactions in the up-quark mass eigenbasis as

$$-\mathcal{L}_{tqh} = y_{tu} \bar{t}_L u_R h + y_{ut} \bar{u}_L t_R h + y_{tc} \bar{t}_L c_R h + y_{ct} \bar{c}_L t_R h + \text{h.c.} \quad (2.1)$$

At tree level, this Lagrangian gives rise to the non-standard 3-body Higgs boson decays  $h \rightarrow t^*q \rightarrow Wbq$  as well as the more interesting 2-body top quark decays  $t \rightarrow qh$ , where  $q = u, c$  (see figure 1). Neglecting the light quark masses and assuming the top quark decay width is dominated by the SM value of  $\Gamma(t \rightarrow Wb)$ , the approximate relation between the



**Figure 2.** Cross-sections for  $(t \rightarrow bW) + (t \rightarrow hq)$  and single top + Higgs production induced by flavor violating top-Higgs couplings as a function of the hadronic center of mass energy and normalized to the corresponding  $tqh$  couplings. All partonic cross-sections are computed analytically at leading order in QCD, while parton luminosity integration is performed using MSTW2008 leading order parton distribution functions [17] with renormalization and factorization scales fixed to the top mass ( $\mu_r = \mu_f = m_t = 173.2$  GeV).

relevant  $t \rightarrow qh$  branching ratios and the flavor violating Yukawa couplings is given by

$$\mathcal{B}(t \rightarrow hq) = \frac{|y_{tq}|^2 + |y_{qt}|^2}{2\sqrt{2}G_F} \frac{(m_t^2 - m_h^2)^2}{(m_t^2 - m_W^2)^2(m_t^2 + 2m_W^2)} \eta_{QCD} \simeq 0.29(|y_{tq}|^2 + |y_{qt}|^2), \quad (2.2)$$

with the top quark mass  $m_t$ , the  $W$  mass  $m_W$ , the Higgs mass  $m_h$ , and the Fermi constant  $G_F$ . The above expression is based on the leading order formulae for both the  $t \rightarrow Wb$  and  $t \rightarrow hq$  decay rates. The NLO QCD correction to the branching ratio (in the pole top mass scheme) are included through the factor  $\eta_{QCD} = 1 + 0.97\alpha_s = 1.10$ , calculated using the known corrections to the  $t \rightarrow W^+b$  [13, 14] and  $t \rightarrow ch$  decay widths [15]. We note that values of  $y_{tq} = y_{qt} \simeq 0.13$  correspond to  $\mathcal{B}(t \rightarrow hq) \simeq 1\%$ . Top quark pair production followed by an anomalous  $t \rightarrow qh$  decay has a total cross section of

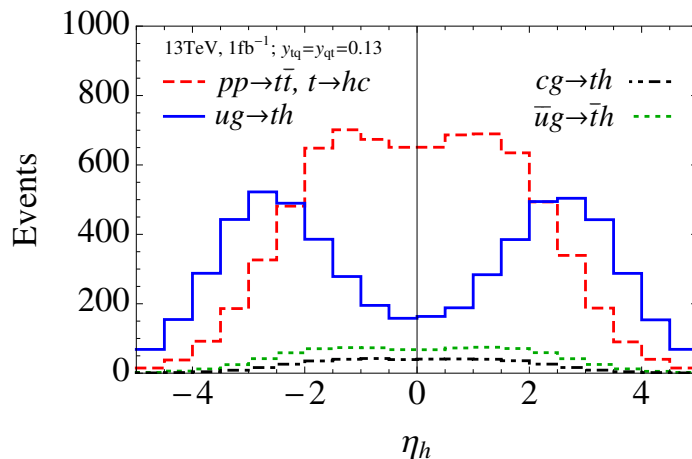
$$\sigma[pp \rightarrow (th\bar{q}, \bar{t}hq)] = 2 \sigma(pp \rightarrow t\bar{t}) \mathcal{B}(t \rightarrow hq) \simeq 140 \text{ (470) pb} \times (|y_{tq}|^2 + |y_{qt}|^2), \quad (2.3)$$

at the  $\sqrt{s} = 8$  (13) TeV energy LHC, where we have used the QCD NNLO values of  $\sigma(pp \rightarrow t\bar{t}) = 245$  (806) pb [16].

The interactions in eq. (2.1) also contribute to associated single top plus Higgs production at the LHC. In particular the effects of  $y_{tu}$  and  $y_{ut}$  are significant due to the large flux of valence  $u$ -quarks. The  $t + h$  production cross-section is comparable in magnitude to (2.3):

$$\sigma(pp \rightarrow th) \simeq 74 \text{ (180) pb} \times (|y_{tu}|^2 + |y_{ut}|^2), \quad (2.4)$$

where we have used the NLO QCD result of [5, 18]. The cross section for the conjugate process antitop + Higgs production is roughly an order of magnitude smaller, and processes



**Figure 3.** Pseudorapidity distributions for the Higgs boson in various flavor violating processes at 13 TeV for  $y_{tq} = y_{qt} = 0.13$  (corresponding to  $\mathcal{B}(t \rightarrow hq) \simeq 1\%$ ) and an integrated luminosity of  $1 \text{ fb}^{-1}$ . The results are obtained using a FeynRules implementation of the effective interactions in eq. (2.1) and using MadGraph for MC simulation. Events are normalized to corresponding state of the art QCD corrected cross sections as discussed in the section 2.

induced by  $tch$  couplings are even more suppressed as illustrated in figure 2. This implies that, for a given center of mass energy and luminosity, the sensitivity to  $tuh$  couplings is in general better than the one to  $tch$  couplings.

In addition, the presence or absence of a significant contribution of  $qg \rightarrow th$  production in single top plus Higgs final states can be used to distinguish between couplings to up quarks and couplings to charm quarks. A good discriminating variable is the Higgs boson pseudorapidity,  $\eta_h$ , as illustrated in figure 3. The relevance of this variable can be understood from the fact that in  $ug$  scattering, the interaction products tend to be boosted in the direction of the incoming valence  $u$  quark, which on average carries a larger fraction of the proton momentum than the gluon. In addition, the Higgs boson in such a scattering process is preferentially produced in the direction of the up quark in the partonic center of mass frame due to angular momentum conservation combined with the quark chirality flip at the  $tuh$  vertex. These effects add up to make the resulting  $\eta_h$  distribution peak at large rapidities. For initial states not containing valence quarks (gluon fusion-induced  $t\bar{t}$  production as well as single top + Higgs production in  $cg$ ,  $\bar{c}g$ , or  $\bar{u}g$  collision), both the top quark and Higgs boson are produced more centrally. Another useful handle on tagging single top plus Higgs production in searches with leptonic top decays is the enhanced abundance of positively charged leptons.

In the following sections we demonstrate the relevance of associated  $th$  production for probing flavor violating top-Higgs couplings using several promising experimental signatures. Unless stated otherwise explicitly, all our numerical results are obtained using a FeynRules v1.6.16 [19] implementation of the effective interactions in eq. (2.1) and using MadGraph 5, v1.5.11 (and v2.0.0-beta3) [20] for MC simulation. Furthermore we employ Pythia v6.426 [21] for parton showering and hadronization, while Delphes v3.0.9 (and v3.0.5) [22] is used for detector simulation.

### 3 Improved limits on $tuh$ and $tch$ couplings from current LHC searches

#### 3.1 Recasting the CMS multilepton search

Multilepton searches at the LHC profit from relatively low SM backgrounds and are therefore sensitive to new physics processes producing final states with many leptons. A good example is a final state with a top quark and a Higgs boson [4], where the top quark decays to  $b\nu$ , and the 126 GeV Higgs boson decays to final states with up to four leptons. The relevant processes are  $h \rightarrow WW^* \rightarrow \ell\nu\nu$ ,  $h \rightarrow \tau\tau$ ,  $h \rightarrow ZZ^* \rightarrow \ell\ell jj$ ,  $h \rightarrow ZZ^* \rightarrow \ell\nu\nu$ , and  $h \rightarrow ZZ^* \rightarrow \ell\ell\ell\ell$  with branching ratios 2.4%, 6.2%, 0.41%, 0.1% and 0.03%, respectively [23]. Single top + Higgs production can thus yield up to five leptons, so that multilepton searches can be expected to constrain anomalous flavor violating top-Higgs interactions.

In this section, we recast a recent CMS search for anomalous production of final states with three or more isolated leptons [9], based on  $19.5 \text{ fb}^{-1}$  of data at  $\sqrt{s} = 8 \text{ TeV}$ . Data are binned into exclusive categories according to the lepton flavor, the missing transverse energy  $E_T^{\text{miss}}$ , the scalar sum of the transverse momenta of all the jets  $H_T$ , the existence of  $b$ -tagged jets, and the presence or absence of opposite sign, same flavor (OSSF) light lepton pairs. Events with an OSSF pair are further divided into “below  $Z$ ”, “on  $Z$ ” and “above  $Z$ ” categories based on the invariant mass of the OSSF lepton pair relative to the  $Z$  mass.

CMS has already interpreted this search as a constraint on the anomalous  $tch$  coupling [9], considering top pair production followed by anomalous top decay to  $h + j$ . However, the CMS search does not include contributions from single top + Higgs production, which is irrelevant for  $tch$  couplings, but very important for  $tuh$  couplings. Therefore, we study in the following the importance of associated  $th$  production for constraining anomalous  $tuh$  couplings.

We simulate the processes  $pp \rightarrow t\bar{t}$  followed by  $t \rightarrow hu$  or  $\bar{t} \rightarrow h\bar{u}$  decay, as well as  $pp \rightarrow th$  and  $pp \rightarrow \bar{t}h$  using MadGraph. We rescale the leading order cross sections to the corresponding higher order QCD results. In particular,  $pp \rightarrow t\bar{t}$  events are generated using the default MadGraph dynamical factorization and renormalization scales, and the final cross section is rescaled to  $\sigma(pp \rightarrow t\bar{t}) = 245 \text{ pb}$  [16]. Single top plus Higgs events are generated using factorization and renormalization scales fixed to  $\mu_f = \mu_r = m_h + m_t$ , and a QCD correction factor of  $K_{QCD} = 1.5$  is applied [5]. Higgs bosons and gauge bosons are decayed using BRIDGE v2.24 [24], where the SM Higgs branching ratios are taken from [23]. Showering and hadronization are simulated in Pythia, and Delphes is used for detector simulation. We have modified the default implementation of the CMS detector in Delphes by switching to the anti- $k_T$  jet algorithm with distance parameter  $R = 0.5$ , by changing the light charged lepton isolation criteria in accordance with [9], and by implementing the  $b$  tagging efficiencies and mistag rates given in [9] for the medium working point of the Combined Secondary Vertex (CSV) algorithm.

We apply analysis cuts in accordance with those used in the CMS multilepton search [9]. In particular, we require the leading charged lepton in each event to have  $p_T > 20 \text{ GeV}$ . Additional light charged leptons must have  $p_T > 10 \text{ GeV}$ , and all of them must be within

	OSSF pair	$N_{\text{b-jets}}$	$H_T(\text{GeV})$	$E_T^{\text{miss}}(\text{GeV})$	$N(t \rightarrow hj)$	$N(th)$	$N_{\text{obs}}$	$N_{\text{exp}}$
1.	below Z	$\geq 1$	$\leq 200$	50 – 100	10.8	6.7	48	$48 \pm 23$
2.	no OSSF	$\geq 1$	$\leq 200$	50 – 100	4.4	3.0	29	$26 \pm 13$
3.	below Z	$\geq 1$	$\leq 200$	$\leq 50$	6.8	3.8	34	$42 \pm 11$
4.	no OSSF	$\geq 1$	$\leq 200$	$\leq 50$	4.2	2.5	29	$23 \pm 10$
5.	below Z	$\geq 1$	$> 200$	50 – 100	2.5	0.6	10	$9.9 \pm 3.7$
6.	below Z	$\geq 1$	$> 200$	$\leq 50$	2.0	0.4	5	$10 \pm 2.5$
7.	below Z	0	$\leq 200$	50 – 100	9.2	5.1	142	$125 \pm 27$
8.	no OSSF	0	$\leq 200$	50 – 100	4.0	2.5	35	$38 \pm 15$
9.	above Z	$\geq 1$	$\leq 200$	$\leq 50$	1.9	1.2	17	$18 \pm 6.7$

**Table 1.** Number of signal events, expected background events and observed events in each event category of the CMS multilepton analysis [9] for  $\mathcal{B}(t \rightarrow hu) = 0.01$ . All bins contain exactly three isolated light charged leptons.

$|\eta| < 2.4$ . Events are rejected if they have an OSSF lepton pair with invariant mass  $m_{\ell\ell} < 12 \text{ GeV}$ . Jets are required to have  $|\eta| < 2.5$  and  $p_T > 30 \text{ GeV}$ , and an angular distance  $\Delta R > 0.3$  from any isolated charged lepton candidates.

The results of our simulations are presented in table 1. The most sensitive bins have exactly three isolated leptons and no hadronically decaying taus. Signal predictions are given for  $y_{ut} = y_{tu} = 0.13$  which corresponds to  $\mathcal{B}(t \rightarrow hu) = 0.01$ . Taking into account the fact that we use a simplified detector simulation, the predictions for top pair production  $N(t \rightarrow hj)$ , are in good agreement with the results obtained by CMS [9]. This serves as an important cross check of our simulation.

Table 1 confirms that for  $tuh$  couplings the contribution of associated  $th$  production to the signal,  $N(th)$ , is of the same order as the contribution from  $t\bar{t}$  production followed by  $t \rightarrow hj$  decay,  $N(t \rightarrow hj)$ , as advocated before. Using the  $\text{CL}_s$  method [25], we derive the new 95% CL limits

$$\mathcal{B}(t \rightarrow hc) < 1.5\%, \tag{3.1}$$

$$\mathcal{B}(t \rightarrow hu) < 1.0\%. \tag{3.2}$$

The corresponding limits on the flavor violating couplings are  $\sqrt{|y_{tc}|^2 + |y_{ct}|^2} < 0.227$  and  $\sqrt{|y_{tu}|^2 + |y_{ut}|^2} < 0.186$ . We have checked that the minor difference between eq. (3.1) and the CMS result  $\mathcal{B}(t \rightarrow hc) < 1.28\%$  is due to the contributions of hadronic tau decays which we do not include in our analysis. Our main conclusion, namely that the limit on  $\mathcal{B}(t \rightarrow uh)$  is more stringent than the limit on  $\mathcal{B}(t \rightarrow ch)$  by a factor of 1.5 due to associated  $th$  production, is unaffected by this omission.

### 3.2 Recasting the CMS diphoton plus lepton search

Recently, CMS has interpreted a search for extended Higgs sectors in the diphoton plus lepton final state [26] as a constraint on flavor violating  $tch$  coupling [2], using  $19.5 \text{ fb}^{-1}$  of data collected at  $\sqrt{s} = 8 \text{ TeV}$ . In the following, we use this search to constrain also  $tuh$  couplings, taking into account the contribution from associated top plus Higgs production. We use MadGraph to simulate the signal processes induced by  $tuh$  couplings, namely, top



	$N_{b\text{-jets}}$	$E_T^{\text{miss}}(\text{GeV})$	$N(t \rightarrow hj)$	$N(th)$	$N_{\text{obs}}$	$N_{\text{exp}}$
1.	$\geq 1$	50 – 100	3.2	1.3	1	$2.3 \pm 1.2$
2.	$\geq 1$	30 – 50	2.2	0.92	2	$1.1 \pm 0.6$
3.	$\geq 1$	$\leq 30$	1.9	0.83	2	$2.1 \pm 1.1$
4.	0	50 – 100	2.4	1.1	7	$9.5 \pm 4.4$
5.	$\geq 1$	$> 100$	0.82	0.49	0	$0.5 \pm 0.4$
6.	0	$> 100$	0.87	0.52	1	$2.2 \pm 1.0$
7.	0	30 – 50	1.6	0.64	29	$21 \pm 10$

**Table 2.** Number of signal events, expected background events and observed events in each event category of the CMS diphoton plus lepton analysis [2] for  $\mathcal{B}(t \rightarrow hu) = 0.01$ . All bins contain exactly one isolated light charged lepton and two isolated photons in the Higgs mass window.

pair production followed by anomalous  $t$  or  $\bar{t}$  decay as well as associated single  $t$  (and  $\bar{t}$ ) plus Higgs production. Leptonic top decays as well as Higgs decays to pairs of photons are simulated using MadGraph where the implementation of the effective  $h\gamma\gamma$  interaction is adopted from [27]. The SM branching ratio for  $h \rightarrow \gamma\gamma$  is taken to be 0.23% [23]. We rescale the leading order cross sections to the corresponding higher order QCD corrected results as in section 3.1. We simulate showering and hadronization effects in Pythia and detector effects in Delphes. We use the same implementation of the CMS detector in Delphes as in section 3.1.

We closely follow the CMS search [2] in our analysis. In particular, we require one light charged lepton with  $p_T > 10$  GeV and  $|\eta| < 2.4$ . We require two photons with  $p_T > 40$  GeV ( $p_T > 25$  GeV) for the leading (next to leading) photon and  $|\eta| < 2.5$ . The diphoton invariant mass is required to be between 120 and 130 GeV. Events are categorized into exclusive categories based on  $E_T^{\text{miss}}$  and on the presence or absence of a bottom-tagged jet.

We summarize the results of our simulations in table 2. The most sensitive bins have a  $b$ -tagged jet and no hadronically decaying taus [2]. The predictions for signal yields are given for  $y_{ut} = y_{tu} = 0.13$  which corresponds to  $\mathcal{B}(t \rightarrow hu) = 0.01$ . We validate our simulation by closely reproducing the predictions for top pair production followed by anomalous top decay,  $N(t \rightarrow hj)$ , presented in table 3 of [2]. Finally, the contribution from associated  $th$  production,  $N(th)$ , is competitive and thus important in the case of flavor violating  $tuh$  interactions. As before, we employ the  $\text{CL}_s$  method [25] to derive the new 95% CL limits

$$\mathcal{B}(t \rightarrow hc) < 0.66\% \quad \text{and} \quad \mathcal{B}(t \rightarrow hu) < 0.45\%, \tag{3.3}$$

where the corresponding limits on the flavor violating Yukawa couplings are  $\sqrt{|y_{tc}|^2 + |y_{ct}|^2} < 0.151$  and  $\sqrt{|y_{tu}|^2 + |y_{ut}|^2} < 0.125$ . The obtained limit on  $tch$  couplings is in a good agreement with the CMS result  $\sqrt{|y_{tc}|^2 + |y_{ct}|^2} < 0.14$  [2].

The search in the diphoton plus lepton final state sets the most competitive current bounds on flavor violating  $tqh$  interactions and will remain very promising for future studies. The current search is mainly limited by statistics, so that further improvements are expected at larger integrated luminosities. Improvements are also expected in the data-



driven background estimation by fitting the background shapes from the sidebands around the Higgs mass window in the diphoton invariant mass [26]. We estimate the expected sensitivity to  $\mathcal{B}(t \rightarrow hq)$  at  $100 \text{ fb}^{-1}$  ( $3000 \text{ fb}^{-1}$ ) and  $\sqrt{s} = 13 \text{ TeV}$  to improve by a factor  $\sim 4$  ( $\sim 25$ ), based on naive scaling in cross section and luminosity. Our rough estimate is in a good agreement with the dedicated study performed by the ATLAS collaboration [28].

Furthermore, the advantage of this search with respect to other searches is an explicit reconstruction of the Higgs boson which would be very useful in the case of a positive signal. Finally, as we will show in section 4.1, the origin of the signal ( $tuh$  or  $tch$  couplings) could be disentangled by studying the Higgs pseudorapidity distribution and the charges of the light charged lepton from the top decay.

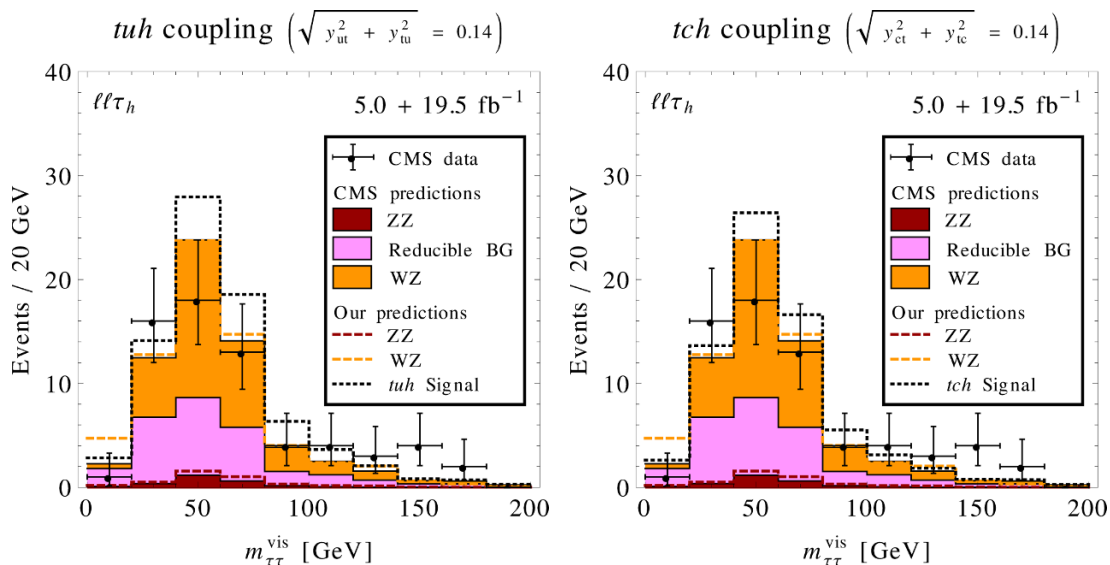
### 3.3 Recasting the CMS search for vector boson + Higgs production

In [12], the CMS collaboration has searched for Higgs bosons produced in association with a  $W$  or  $Z$  and decaying to  $\tau^+\tau^-$ . This final state is very similar to the one obtained from single top + Higgs production, followed by  $t \rightarrow Wb$  and  $h \rightarrow \tau^+\tau^-$ , and from  $t\bar{t}$  production with one of the top quarks decaying to  $(h \rightarrow \tau^+\tau^-) + j$ . The CMS search can thus be recast to set limits on the flavor changing  $tuh$  and  $tch$  couplings that we are interested in here.

In doing so, we consider only the  $\ell\ell\tau_h$  final state consisting of two light leptons (electrons or muons) and one hadronically decaying  $\tau$ . This final state turns out to be more sensitive than  $\ell\tau_h\tau_h$  (one light lepton and two hadronic  $\tau$ 's) in the CMS search, and is therefore also expected to give the best sensitivity in our case. In particular, the main competing factors affecting the relative importance of the  $\ell\ell\tau_h$  and  $\ell\tau_h\tau_h$  channels — the small leptonic branching ratio of the  $\tau$  and the larger fake rate for hadronic  $\tau$ 's — affect the  $h + W, Z$  channel in the same way as our  $t + h$  final state. CMS also consider final states with four light charged leptons, with at least two of them consistent with a  $Z$  decay. Since in the case of  $t + h$  production or  $t\bar{t}$  production followed by  $t \rightarrow hj$  decay, only events with the suppressed Higgs decay  $h \rightarrow ZZ^*$  could contribute to this final state, we do not consider it here.

We simulate the  $t + h$  signal and the top and Higgs decays in MadGraph. Since in [12], CMS have used  $5.0 \text{ fb}^{-1}$  of data collected at  $\sqrt{s} = 7 \text{ TeV}$  as well as  $19.5 \text{ fb}^{-1}$  of data collected at  $\sqrt{s} = 8 \text{ TeV}$ , we simulate events for both center-of-mass energies. We rescale the leading order cross sections to the corresponding higher order QCD corrected results as in section 3.1. We use TAUOLA v2.5 [29] to decay the  $\tau$  leptons and Pythia for parton showering and hadronization. We choose Delphes as a detector simulation, and we adapt the default implementation of the CMS detector by adjusting the  $p_T$ -dependent  $\tau$  tagging efficiency and mistag rate to the values given in [30] for the loose working point of the HPS (“hadron plus strips”) algorithm.

In accordance with [12] we use the following cuts; we require exactly two light leptons (electrons or muons), with the  $p_T$  of the leading lepton larger than  $20 \text{ GeV}$  and that of the subleading lepton larger than  $10 \text{ GeV}$ . Muons are required to have a pseudorapidity  $|\eta| < 2.4$ , while for electrons the requirement is  $|\eta| < 2.5$ . The leptons must have the same charge to suppress  $Z$  backgrounds, and the flavor combinations  $\mu\mu$  and  $e\mu$  are allowed while



**Figure 4.** Comparison of flavor violating  $pp \rightarrow (t \rightarrow Wb) + (t \rightarrow hq)$  and  $pp \rightarrow th$  signals to the data from a CMS search for vector boson + Higgs production [12] in the  $\ell\ell\tau_h$  final state. We plot the number of events against the invariant mass of the  $\tau$  jet and the two light leptons,  $m_{\tau\tau}^{\text{vis}}$ . Data points correspond to the CMS measurement in  $5.0\text{ fb}^{-1}$  of 7 TeV data and  $19.5\text{ fb}^{-1}$  of 8 TeV data. The stacked shaded histograms show the CMS background prediction, which is in excellent agreement with our estimates of the  $ZZ$  background (red dashed histogram) and the  $WZ$  background (orange dashed histogram, stacked on top of the  $ZZ$  and reducible backgrounds predicted by CMS). The black dotted histogram corresponds to the expected number of events (our signal prediction plus the CMS background prediction) in a model with flavor violating (a) top-up-Higgs couplings and (b) top-charm-Higgs couplings at the current upper limit  $\sqrt{y_{qt}^2 + y_{tq}^2} = 0.14$  from CMS [2].

	$\sqrt{y_{ut}^2 + y_{tu}^2}$	$\mathcal{B}(t \rightarrow hu)$	$\sqrt{y_{ct}^2 + y_{tc}^2}$	$\mathcal{B}(t \rightarrow hc)$
Current limit	$< 0.16$	$< 0.70 \times 10^{-2}$	$< 0.21$	$< 1.2 \times 10^{-2}$
Future sensitivity	$< 0.076$	$< 0.15 \times 10^{-2}$	$< 0.084$	$< 0.19 \times 10^{-2}$

**Table 3.** Limits on flavor changing  $tuh$  and  $tch$  couplings from recasting a CMS search for  $V + (h \rightarrow \tau\tau)$  production [12] into a search for anomalous  $t \rightarrow jh$  decays and anomalous single top + Higgs production using  $5.0\text{ fb}^{-1}$  of 7 TeV and  $19.5\text{ fb}^{-1}$  of 8 TeV data. We also show the expected sensitivity of a similar search using  $100\text{ fb}^{-1}$  of 13 TeV data.

$ee$  events are vetoed. We also require one  $\tau$ -tagged jet with  $p_T > 20\text{ GeV}$  and  $|\eta| < 2.3$ . Extra jets are allowed, but events containing a  $b$ -tagged jet with  $p_T > 20\text{ GeV}$  and  $|\eta| < 2.4$  are vetoed to suppress  $t\bar{t}$  backgrounds. Finally, the scalar sum of the lepton and  $\tau$   $p_T$ 's is required to be larger than 80 GeV.

To verify our simulation and our analysis, we have also simulated the Standard Model  $ZZ$  and  $WZ$  backgrounds. Figure 4 shows that our background predictions are in excellent agreement with the CMS data [12] and with background predictions by CMS. The figure also shows that a  $t + h$  signal induced by flavor violating top-Higgs couplings at the current upper limit from CMS  $\sqrt{y_{ut}^2 + y_{tu}^2} = 0.14$  would lead to a sizeable excess of

events. Quantifying this excess using the  $CL_s$  method [25], we find the new 95% CL limits on flavor-violating top Yukawa couplings given in table 3.

In the same table, we also give an estimate for the sensitivity of a future  $V + h$  search using  $100 \text{ fb}^{-1}$  of 13 TeV LHC data and assuming identical cuts as in the analysis at 7 and 8 TeV. Since we cannot reliably model the reducible background from fake leptons, we assume it to be of the same size and have the same  $m_{\tau\tau}^{\text{vis}}$  distribution as the  $WZ$  background. The larger instantaneous luminosity and larger pileup at 13 TeV may require somewhat harder cuts and could lead to increased backgrounds from misidentified jets. We expect, however, that these complications can be offset by further improvements of the analysis, for instance using multivariate techniques.

## 4 Sensitivity of future searches

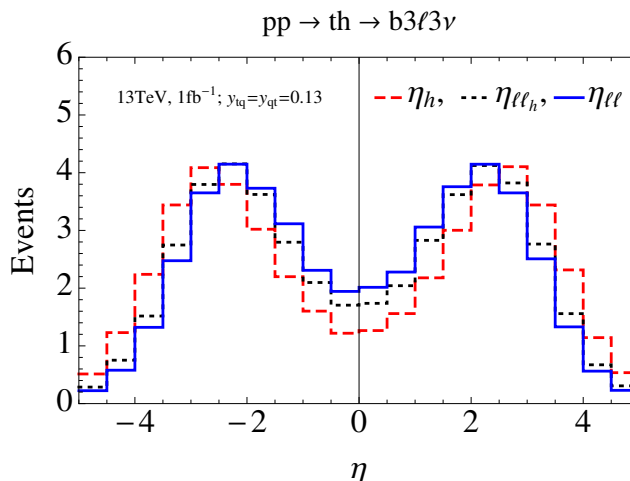
### 4.1 Future multilepton searches and discrimination between $tch$ and $tuh$ couplings

In this section, we study the potential of future multilepton searches at 13 TeV center of mass energy to constrain anomalous  $tqh$  interactions or to establish their existence. Furthermore, we study the ability to differentiate between  $tuh$  and  $tch$  couplings based on the presence or absence of large contributions from associated single top plus Higgs production to the signal.

We closely follow the analysis conducted in section 3.1. In particular, we use the same lepton and jet reconstruction and isolation requirements as before. An optimized search at 13 TeV will have slightly different requirements, such as somewhat higher lepton  $p_T$  thresholds, but we expect these to have only a minor impact on the sensitivity. We require exactly three light charged leptons in the final state. In order to differentiate between  $tch$  and  $tuh$  signals, we bin the data further with respect to two variables: (1) the total sum of lepton charges  $Q_{\text{tot}}$ ,<sup>1</sup> and (2) the pseudorapidity  $\eta_{\ell\ell}$  of the opposite charge dilepton system with the smallest angular distance  $\Delta R_{\ell\ell} \equiv \sqrt{\Delta\eta_{\ell\ell}^2 + \Delta\phi_{\ell\ell}^2}$ . We expect a  $tuh$  signal to have a preference for  $Q_{\text{tot}} = +1$  due to a substantial contribution from the process  $ug \rightarrow th$ , while  $tch$  couplings yield approximately equal numbers of events with  $Q_{\text{tot}} = +1$  and  $Q_{\text{tot}} = -1$ . The idea behind the variable  $\eta_{\ell\ell}$  is that the two leptons with the smallest  $\Delta R$  have the highest probability of originating from  $h \rightarrow WW^*$  decay (as opposed to a semileptonic top decay), so that  $\eta_{\ell\ell}$  is an approximation to the pseudorapidity of the Higgs boson in the event, which we have seen in section 2 to be a promising discriminant between  $tuh$  and  $tch$  couplings. To illustrate the correlation between  $\eta_{\ell\ell}$  and the Higgs rapidity  $\eta_h$ , we have carried out a parton level simulation of the process  $ug \rightarrow th$  followed by  $h \rightarrow WW^* \rightarrow \ell\nu\nu$  and  $t \rightarrow Wb \rightarrow \ell\nu b$  using MadGraph. In figure 5 we show the resulting distributions for  $\eta_h$ ,  $\eta_{\ell\ell}$  and  $\eta_{\ell\ell_h}$ . The latter quantity is defined as the rapidity of the dilepton system that actually originates from Higgs decay. We see that, indeed,  $\eta_{\ell\ell}$  nicely follows  $\eta_h$ . Since we have already seen in section 2 and figure 3 that  $\eta_h$  is an efficient discriminator between

---

<sup>1</sup>For related work see [31].



**Figure 5.** For a parton level sample of  $ug \rightarrow th$  events with the decay chain  $h \rightarrow WW^* \rightarrow \ell\ell\nu\nu$  and  $t \rightarrow Wb \rightarrow \ell\nu b$ , we show the distributions of the Higgs pseudorapidity  $\eta_h$  (red dashed), the pseudorapidity of the dilepton system from Higgs decay  $\eta_{\ell\ell_h}$  (black dotted) and the pseudorapidity of the dilepton system  $\eta_{\ell\ell}$  with the smallest angular distance  $\Delta R_{\ell\ell}$  (blue solid). Here we have assumed  $y_{tu} = y_{ut} = 0.13$ , a hadronic center of mass energy of 13 TeV and an integrated luminosity of  $1 \text{ fb}^{-1}$ .

$tuh$  and  $tch$  couplings, we can expect the same to hold for the experimentally accessible quantity  $\eta_{\ell\ell}$ . We use two bins in  $\eta_{\ell\ell}$ :  $|\eta_{\ell\ell}| > 1$  and  $|\eta_{\ell\ell}| < 1$ .

Recalling the results of the analysis from section 3.1 based on real CMS data, we concentrate on the event categories that we have found to be most sensitive: we consider only events with exactly three light charged leptons that fall into the “above Z”, “no OSSF” or “below Z” categories; in the latter case we also require  $E_T^{\text{miss}} > 50 \text{ GeV}$ . Moreover, we require at least one  $b$ -tagged jet. The dominant background in all categories is from fully leptonic  $t\bar{t}$  events with a jet misidentified as a lepton [9]. We simulate  $pp \rightarrow t\bar{t} \rightarrow \ell^+ \ell^- \nu \bar{\nu} b \bar{b}$  at 8 TeV and 13 TeV center of mass energy using MadGraph and normalize the corresponding  $pp \rightarrow t\bar{t}$  cross sections to the NNLO QCD corrected values of  $\sigma(pp \rightarrow t\bar{t}) = 245$  (806) pb [16], respectively. Showering, hadronization and detector effects are simulated using Pythia and Delphes. Following the procedure recommended by CMS [9], we model fake leptons by randomly converting an isolated track to a lepton with the measured conversion probability of 0.007 (0.006) for electron (muon) tracks. To check the validity of this approach, we first compare our 8 TeV predictions to CMS results [9] in the dilepton control region that requires an opposite-sign  $e\mu$  pair. We obtain good agreement with the  $H_T$  and  $E_T^{\text{miss}}$  distributions shown in figure 1 and figure 2 of [9]. Second, we have checked that we agree with CMS, at the level of 30–40%, on the  $E_T^{\text{miss}}$  distributions (provided in [9]) of the  $t\bar{t}$  background in the “noOSSF”, “above Z” and “below Z” signal regions with low and high  $H_T$  and with at least one  $b$ -tagged jet. The main difficulty in reproducing the background more precisely is the modeling of lepton misidentification. Therefore, our quantitative results should be considered with care, and a dedicated experimental analysis is clearly necessary to obtain more precise predictions. We note in passing that the irreducible SM background coming from associate top + Higgs production with a

	$H_T(\text{GeV})$	$E_T^{\text{miss}}(\text{GeV})$	$ \eta_{\ell\ell} $	$N(\text{BG})$		$N(t \rightarrow hj)$		$N(th)$			
				$Q_{\text{tot}}$		$Q_{\text{tot}}$		$Q_{\text{tot}}$			
				-1	+1	-1	+1	-1	+1		
on OSSF	$\leq 200$	$< 50$	$< 1$	61	67	20	19	2.5	7.4		
			$> 1$	58	59	16	18	2.7	13		
		$50 - 100$	$< 1$	82	83	22	22	3.6	9.6		
			$> 1$	77	88	20	21	2.9	16		
		$> 100$	$< 1$	34	32	7.0	5.7	1.2	3.7		
			$> 1$	35	27	4.3	4.5	0.9	6.6		
	$> 200$	$< 50$	$< 1$	17	25	3.6	3.6	0.1	0.8		
			$> 1$	19	21	2.3	2.1	0.2	1.3		
		$50 - 100$	$< 1$	35	30	4.7	5.3	0.2	0.8		
			$> 1$	29	27	4.0	3.7	0.2	1.7		
		$> 100$	$< 1$	26	18	2.8	2.9	0.6	1.5		
			$> 1$	21	18	1.8	1.8	0.2	2.8		
below Z	$\leq 200$	$50 - 100$	$< 1$	100	96	51	49	7.6	22		
			$> 1$	83	93	42	42	7.3	34		
		$> 100$	$< 1$	36	42	12	15	1.8	8.6		
			$> 1$	40	41	11	9.9	2.2	13		
	$> 200$	$50 - 100$	$< 1$	36	31	9.5	11	0.8	2.3		
			$> 1$	23	20	7.8	10	0.6	3.7		
		$> 100$	$< 1$	22	20	8.1	7.7	0.6	3.1		
			$> 1$	15	14	4.3	4.6	0.5	6.1		
		above Z	$\leq 200$	$< 50$	$< 1$	42	39	7.8	7.9	1.3	3.1
					$> 1$	62	55	7.1	7.4	1.4	6.4
$50 - 100$	$< 1$			41	50	9.9	6.9	1.0	4.2		
	$> 1$			68	71	8.2	8.8	1.2	7.9		
$> 100$	$< 1$		20	21	2.1	2.3	0.5	2.6			
	$> 1$		26	34	2.2	3.0	0.3	4.2			
$> 200$	$< 50$		$< 1$	21	17	1.7	1.2	0.1	0.3		
			$> 1$	29	27	1.7	1.9	0.0	0.9		
	$50 - 100$		$< 1$	22	28	2.4	2.6	0.2	0.3		
			$> 1$	30	25	1.5	2.0	0.2	1.1		
	$> 100$	$> 1$	15	18	1.4	1.3	0.2	1.0			
		$< 1$	22	20	1.7	0.7	0.1	2.1			

**Table 4.** Number of predicted signal and background events per bin for a multilepton analysis using  $100 \text{ fb}^{-1}$  of 13 TeV data. We have assumed  $\mathcal{B}(t \rightarrow hu) = 0.01$ . The column labeled  $N(t \rightarrow hj)$  shows the signal contribution from  $t + (t \rightarrow hq)$  events, while the column labeled  $N(th)$  contains the signal from single top plus Higgs production. The column labeled  $N(\text{BG})$  is the expected background from SM  $t\bar{t}$  events with a jet misidentified as a lepton. For flavor violating  $tch$  instead of  $tuh$  couplings,  $N(t \rightarrow hj)$  remains unchanged, while  $N(th)$  becomes negligible because the process  $gc \rightarrow th$  compared to  $gu \rightarrow th$  by the small parton distribution function for charm quarks.

cross-section of  $\sigma_{th}^{SM} \simeq 74 \text{ fb}$  at 13 TeV LHC<sup>2</sup> is only expected to become relevant once the sensitivity reaches  $\mathcal{B}(t \rightarrow hq) \sim 10^{-4}$ .

Our predicted signal and background yields at 13 TeV center of mass energy are shown in table 4 for an integrated luminosity of  $100 \text{ fb}^{-1}$ , and for  $\mathcal{B}(t \rightarrow hu) = 0.01$ . The most sensitive bins fall into the “below Z” categories. It is worth noting that single top + Higgs production ( $N(th)$  column in table 4) tends to populate preferably bins with  $Q_{\text{tot}} = +1$  and  $|\eta_{\ell\ell}| > 1$ , while the background ( $N(BG)$  column) and the  $t \rightarrow qh$  signal ( $N(t \rightarrow hj)$  column) are much more evenly distributed. This is of crucial importance in discriminating between the  $tuh$  and  $tch$  signal hypotheses.

To estimate the achievable sensitivity and discovery reach for flavor violating top-Higgs couplings, we use the  $\text{CL}_s$  method [25], treating all bins as statistically independent Poisson variables. We treat the overall normalization of the background as a nuisance parameter (positively correlated among all bins) to account for the uncertainty in our modeling of the lepton misidentification probability. We do not impose any a priori constraints on the nuisance parameter, i.e. we determine it in the analysis together with the signal parameters, taking advantage of the fine-grained binning of the simulated data. Since in a realistic experimental analysis, the misidentification rate can be measured from a  $Z + \text{jets}$  control sample [9], our projected limits should be considered as very conservative.

The results of our statistical analysis are plotted in figure 6. Expected 95% CL limits on  $\mathcal{B}(t \rightarrow hu)$  [ $\mathcal{B}(t \rightarrow hc)$ ] in the absence of a signal are shown as red (blue) thick solid curves. The expected  $5\sigma$  discovery potential for a  $tuh$  ( $tch$ ) signal is shown as a red (blue) thick dotted curve. The discrimination power between  $tuh$  and  $tch$  couplings is shown as thin dashed curves. For pure  $tuh$  ( $tch$ ) couplings above the red (blue) thin dashed curve, the opposite hypothesis of pure  $tch$  ( $tuh$ ) couplings can be ruled out at the 95% CL.

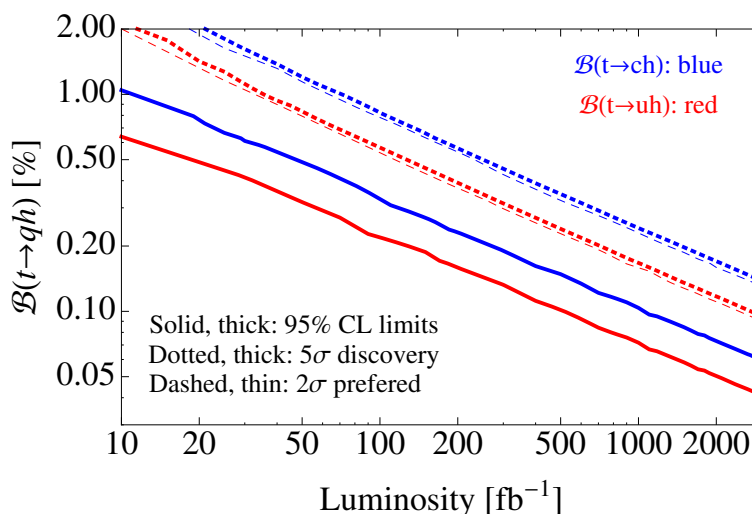
From the coincidence of the thick dotted curves and the thin dashed ones we conclude that, if a  $tqh$  signal is discovered (i.e. the BG only hypothesis is rejected at  $5\sigma$ ), the discrimination power between  $tuh$  and  $tch$  couplings is already at the level of  $2\sigma$ . It is interesting that this remarkable performance is achieved in spite of the rather generic, unoptimized cuts in this multi-purpose multilepton analysis and of our rather conservative treatment of systematic uncertainties.

## 4.2 Searches in the fully hadronic final state

The final state with the largest branching ratio in  $t + h$  production and  $t \rightarrow hq$  decay is the fully hadronic one. Modern jet substructure techniques [33–35] offer promising tools to extract this signal from the otherwise overwhelming background of QCD multijet events, SM  $t\bar{t}$  and single top production and vector boson plus jets production. They are efficient when the top quarks and Higgs bosons constituting the signal are highly boosted so that the angular separation of their decay products is too small to be resolved by conventional jet algorithms. Instead, jet substructure methods use “fat jets”, i.e. jets with a very large radius  $R$ . After the initial clustering, the fat jet is partially unclustered again to examine

---

<sup>2</sup>This value corresponds to the inclusive  $pp \rightarrow thj$  production cross section calculated in MadGraph using 5-flavor parton distribution functions and after applying a QCD correction factor of  $K_{QCD} = 1.1$  [32].



**Figure 6.** Conservative estimates for the performance of an LHC search for flavor violating top-Higgs couplings in the multilepton channel at 13 TeV center of mass energy. Thick solid lines represent the expected 95% CL exclusion limits on  $\mathcal{B}(t \rightarrow hc)$  (blue) and  $\mathcal{B}(t \rightarrow hu)$  (red) as a function of integrated luminosity. Thick dotted curves show the  $5\sigma$  discovery potential. For  $tuh$  ( $tch$ ) couplings above the thin dashed curves, the  $tch$  ( $tuh$ ) hypothesis can be excluded at 95% CL based on the different distributions of the dilepton rapidity  $\eta_{\ell\ell}$  and the total charge  $Q_{\text{tot}}$ . The discrimination power of these variables comes from the presence or absence of the process  $ug \rightarrow th$ . Since we treat the overall normalization of the background as an unconstrained nuisance parameter, our sensitivity projections are very conservative.

the invariant mass of its largest subclusters. Comparing these invariant masses to the masses of possible parent particles such as top quarks, Higgs bosons or  $W$  bosons, the algorithm decides how probable it is that the fat jet was produced by one of these parent particles.

Here, we study the sensitivity of two analyses using jet substructure: (1) a search for  $t\bar{t}$  events with one SM top decay and one flavor violating decay  $t \rightarrow j + (h \rightarrow b\bar{b})$ ; (2) a search for anomalous single top + Higgs production with SM top decay and  $h \rightarrow b\bar{b}$ .

In both analyses, we use the Cambridge-Aachen algorithm [36] as implemented in FastJet 3.0.3 [37] to cluster fat jets with a radius  $R = 1.5$  and a minimum transverse momentum  $p_T > 170$  GeV. We run HEPTopTagger v1.0 [34, 35] with default settings on these jets to identify those which are most likely to originate from a SM hadronic top decay  $t \rightarrow b + (W \rightarrow jj)$ . HEPTopTagger imposes cuts on the invariant masses of the three main subjets of the top candidate, requiring that two of them reconstruct to a  $W$ , while all three together yield the top mass. Moreover, their combined  $p_T$  has to exceed 200 GeV. In addition to these kinematic cuts, we also require the subjet that is most likely to originate from the  $b$  quark to contain a  $b$  tag (see appendix A for details on our implementation of  $b$ -tagging).

#### 4.2.1 Analysis 1: $th$ tag + top tag

To identify flavor violating decays  $t \rightarrow j + (h \rightarrow b\bar{b})$  for analysis 1) and assign a “ $th$ ” tag to the corresponding fat jets, we reprocess all fat jets using a modified version of HEPTop-



Tagger, which we have optimized for this non-standard decay mode (see appendix A). We require a  $b$  tag in each of the two subjets most likely to originate from the Higgs decay. We consider two different working points for our  $th$  tagger: a loose one with very robust kinematic cuts on the subjet invariant masses, and a tight one with somewhat more restrictive cuts that make it more efficient at suppressing backgrounds, but also more prone to systematic uncertainties in our simulations. Details on the kinematic cuts are given in appendix A. A tight  $th$  tag moreover requires that the fat jet does not simultaneously carry a regular top tag.

Event selection for analysis 1 requires one fat jet with a loose or tight  $th$  tag and a second fat jet with a top tag.

We consider the backgrounds from  $t\bar{t}$  production, single top production and QCD multijet production, but we have checked that  $W + \text{jets}$ ,  $Z + \text{jets}$ ,  $t\bar{t} + h$  and SM single top + Higgs contributions are several orders of magnitude smaller than these dominant backgrounds. To simulate the  $t\bar{t}$  and multijet backgrounds, we use Sherpa 1.4.3 [38–42] at leading order. For  $t\bar{t}$ , we rescale the cross section to the NNLO value  $\sigma(pp \rightarrow t\bar{t}) = 806 \text{ pb}$  [16], while QCD multijet events are rescaled by a factor  $K = 1.05$ , which has been empirically found to bring Sherpa predictions into agreement with data [43]. We note that in a realistic experimental analysis, backgrounds could be estimated directly from data. For  $t\bar{t}$  and single top events, semileptonic final states offer a good control sample, while for QCD jet production, anti- $b$ -tags can be employed to define a control region. For the simulation of the SM single top background and of the signal we use MadGraph, followed by Pythia for parton showering and hadronization.

The predicted event counts after cuts from analysis 1 are shown in the upper part of table 5 for  $\sqrt{y_{qt}^2 + y_{tq}^2} = 0.1$  and assuming  $100 \text{ fb}^{-1}$  of 13 TeV data. The predicted  $\text{CL}_s$  sensitivity of the analysis is summarized in the upper part of table 6. We see that an analysis of the fully hadronic final state can improve upon the current limits on flavor violating Higgs couplings, and that the future sensitivity is only slightly worse than the one expected from analyses involving leptons. A combined analysis of leptonic and hadronic final states would therefore seem worthwhile. Moreover, the hadronic channel would provide a crucial cross-check in case a signal is discovered in one of the other searches.

#### 4.2.2 Analysis 2: Higgs tag + top tag

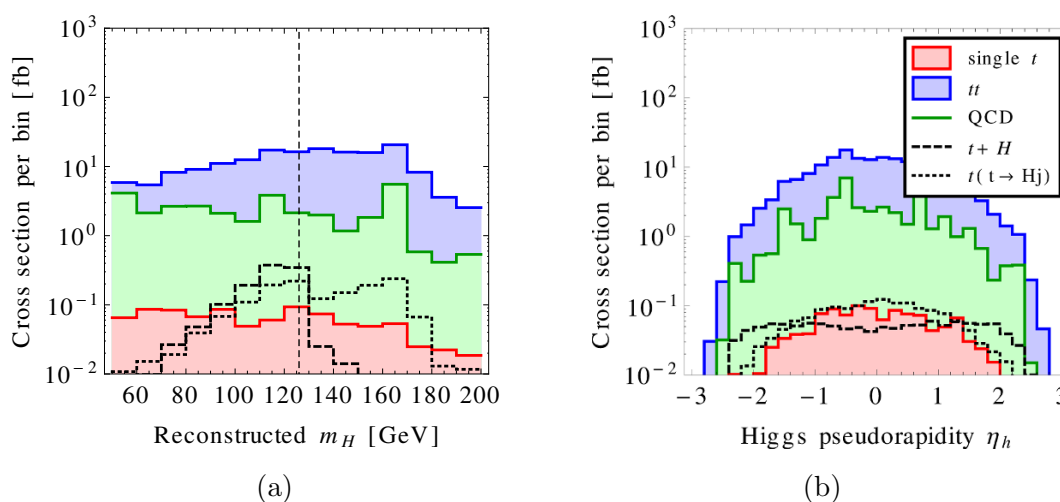
For analysis 2, we identify events in which a Higgs boson is directly produced (“Higgs tag”) by using the mass drop tagger implemented in FastJet 3.0.3 [37, 44]. Following [37], we require the two subjets obtained when the last step of clustering is undone to have jet masses at least a third smaller than the mass of the original fat jet. In addition, we require the asymmetry parameter  $y$  [37] to be larger than 0.09, thus making sure that both subjets have a sizeable angular separation and each of them carries a substantial fraction of the fat jet  $p_T$ . If the latter is not the case for one of the subjets, it is discarded and the algorithm is restarted with the other subjet as input. To remove contamination from pile-up and from the underlying event (which we do not explicitly simulate), we filter the fat jet by reclustering it with a smaller radius and keeping only the three hardest constituents (see refs. [37, 44] for details). We require  $b$  tags in the two hardest of them.

	Background			$\sqrt{y_{ut}^2 + y_{tu}^2} = 0.1$		$\sqrt{y_{ct}^2 + y_{tc}^2} = 0.1$	
	$t\bar{t}$	single- $t$	QCD	$t \rightarrow hu$	$t + h$	$t \rightarrow hc$	$t + h$
<b>Analysis 1: <math>th</math> tag + top tag</b>							
loose $th$ tags	3 510	5.5	125	70	4.0	69	0.57
tight $th$ tags	324	0.52	85	28	1.1	26	0.15
<b>Analysis 2: Higgs tag + top tag</b>							
preselection	14 800	113	4 125	152	120	209	14.0
final cuts	450	2.3	71	6.9	32.6	8.4	1.1

**Table 5.** Predicted signal and background event rates in  $100 \text{ fb}^{-1}$  of 13 TeV data for the different variants of our fully hadronic analysis.

	$\sqrt{y_{ut}^2 + y_{tu}^2}$	$\mathcal{B}(t \rightarrow hu)$	$\sqrt{y_{ct}^2 + y_{tc}^2}$	$\mathcal{B}(t \rightarrow hc)$
<b>Analysis 1: <math>th</math> tag + top tag</b>				
loose $th$ tags	$< 0.14$	$< 0.50\%$	$< 0.14$	$< 0.53\%$
tight $th$ tags	$< 0.13$	$< 0.43\%$	$< 0.13$	$< 0.48\%$
<b>Analysis 2: Higgs tag + top tag</b>				
final cuts	$< 0.12$	$< 0.36\%$	$< 0.24$	$< 1.5\%$

**Table 6.** Projected sensitivity of searches for anomalous  $t \rightarrow jh$  decays and anomalous single top + Higgs production in the fully hadronic final state, using  $100 \text{ fb}^{-1}$  of 13 TeV data. See text for a detailed explanation of the different analyses.



**Figure 7.** Kinematic distributions of events that pass the preselection of our search for  $t + h$  production in the fully hadronic final state. We show (a) the invariant mass  $m_H$  and (b) the pseudorapidity  $\eta_h$  of the fast jet identified as the Higgs candidate.

After top tagging and Higgs tagging, we preselect events by requiring that at least one fat jet in the event carries a Higgs tag and at least one of the remaining fat jets carries a top tag. We define the Higgs candidate as the hardest Higgs-tagged fat jet and the top candidate as the hardest top-tagged fat jet different from the Higgs candidate. If the hardest Higgs-tagged fat jet is the only fat jet carrying a top tag, we take it to be the top candidate and use the next-to-hardest Higgs-tagged fat jet as the Higgs candidate. Event counts after preselection are given in table 5, and the distributions of two important kinematic quantities — the invariant mass  $m_H$  and the pseudorapidity  $\eta_h$  of the Higgs candidate — are shown in figure 7 for  $\sqrt{y_{ut}^2 + y_{tu}^2} = 0.1$ . As expected,  $m_H$  peaks around the true value of the Higgs mass for the signal, while showing no distinct features for the background. The forward bias of the  $\eta_h$  distribution for signal events is again related to angular momentum conservation in the center of mass frame and the net boost of that frame in the direction of the incoming up quark in the process  $gu \rightarrow th$  (see section 2 for details), making  $\eta_h$  again a good discriminant between  $tuh$  and  $tch$  couplings. The  $m_H$  and  $\eta_h$  distributions shown in figure 7 suggest the final cuts  $100 \text{ GeV} < m_H < 130 \text{ GeV}$  and  $|\eta_h| > 1.5$ . We see from the predicted event counts in the last row of table 5 that the signal-to-background ratio  $S/B$  is substantially improved by these cuts. Even though the signal-to-square root background ratio  $S/\sqrt{B}$  is similar before and after the final cuts, this improvement makes the search much more robust with respect to systematic uncertainties.

From the event counts in table 5 and the projected sensitivities in table 6, we see that analysis 2 outperforms analysis 1 in the case of  $tuh$  couplings, but is not competitive for  $tch$  couplings, as expected. It could therefore be an important ingredient in a multi-channel search for  $tuh$  couplings, and an important cross check in case a signal is found in a different channel.

## 5 Discussion and conclusions

In this work we have investigated the sensitivity of the LHC to flavor violating top-Higgs interactions. Since these interactions are highly suppressed in the SM, a positive signal at the LHC would constitute a clear sign of new physics, for instance in the form of additional Higgs bosons or nonrenormalizable couplings of the Higgs.

While exiting experimental searches have mainly concentrated on anomalous top decays  $t \rightarrow hq$ , we have shown that anomalous single top plus Higgs production is almost as important in the case of  $tuh$  couplings and therefore offers a promising avenue for further improvements in the sensitivity. Single top + Higgs production is less relevant for probing  $tch$  interactions due to the suppressed charm quark parton distribution in the proton.

In section 3, we have recast existing searches for multilepton [9], diphoton + lepton [2] and vector boson + Higgs [12] final states to derive improved limits on  $tuh$  couplings, including the contribution from single top + Higgs production. Our best limits on the branching ratio  $\mathcal{B}(t \rightarrow hu) < 0.45\%$  and the Yukawa couplings  $y_{ut}^2 + y_{tu}^2 < 0.014$  come from the diphoton plus leptons final state and are a factor 1.5 stronger than the previously derived limits on  $\mathcal{B}(t \rightarrow hc)$  and  $y_{ct}^2 + y_{tc}^2$ . Limits from multileptons and vector boson +

	$\sqrt{y_{ut}^2 + y_{tu}^2}$	$\mathcal{B}(t \rightarrow hu)$	$\sqrt{y_{ct}^2 + y_{tc}^2}$	$\mathcal{B}(t \rightarrow hc)$
<b>New limits from existing data</b>				
section 3.1: Multilepton	< 0.19	< 1.0%	< 0.23	< 1.5%
section 3.2: Diphoton plus lepton	< 0.12	< 0.45%	< 0.15	< 0.66%
section 3.3: Vector boson plus Higgs	< 0.16	< 0.70%	< 0.21	< 1.2%
<b>Projected future limits (13 TeV, 100 fb<sup>-1</sup>)</b>				
section 3.3: Vector boson plus Higgs	< 0.076	< 0.15%	< 0.084	< 0.19%
section 4.1: Multilepton	< 0.087	< 0.22%	< 0.11	< 0.33%
section 4.2: Fully hadronic	< 0.12	< 0.36%	< 0.13	< 0.48%

**Table 7.** Summary of our new limits on flavor violating  $tuh$  and  $tch$  couplings from the CMS multilepton search, diphoton plus lepton search and vector boson plus Higgs search, as well as the projected sensitivities in a future multilepton search, a vector boson plus Higgs search and an analysis of fully hadronic final states using 100 fb<sup>-1</sup> of 13 TeV data. See text for a detailed explanation of the different analyses.

Higgs searches are slightly weaker, but still competitive. Our new limits are summarized in the upper part of table 7.

In the second part of the paper, section 4, we have investigated possible future improvements of searches for flavor violating top-Higgs couplings, including the development of a completely new search strategy in fully hadronic final states. We have shown that multilepton, diphoton + lepton and vector boson + Higgs searches can substantially improve the current bounds and may have the potential to distinguish  $tuh$  couplings from  $tch$  couplings at the  $2\sigma$  level once a signal is discovered at  $5\sigma$ . This is possible because, in the case of  $tuh$  couplings, the process  $ug \rightarrow th$  contributes significantly to the signal. In this process, the Higgs boson tends to be produced with a large forward boost, while in all other signal processes the Higgs rapidity distribution is more central. Moreover,  $ug \rightarrow th$  leads to an asymmetry of the total charge of the final state leptons. For  $tch$  couplings, the corresponding process  $cg \rightarrow th$  is suppressed by the parton distribution function of the charm quark and is therefore negligible.

Regarding the fully hadronic processes  $(t \rightarrow bj\bar{j}) + (h \rightarrow b\bar{b})$  and  $t \rightarrow j + (h \rightarrow b\bar{b})$ , we have developed an analysis using jet substructure techniques to tag SM top decays,  $h \rightarrow b\bar{b}$  decays and  $t \rightarrow j + (h \rightarrow b\bar{b})$  decays. We find that backgrounds can be suppressed efficiently in such a search, leading to a sensitivity that is competitive to that of searches with leptonic or semileptonic final states. Our projected future limits are summarized in the lower part of table 7.

For completeness we note that several other LHC processes exhibit potential sensitivity to flavor violating top-Higgs interactions. For example,  $tuh$  couplings can lead to an enhancement of di-Higgs production at tree level through  $u-u$  collisions with  $t$ -channel top exchange. However, in this case the relevant cross-section scales with the fourth power of the flavor violating Yukawa couplings, and at the current upper limit the resulting effect is already subleading compared to the (already very suppressed) SM rate [45].<sup>3</sup>

<sup>3</sup>Using FeynArts and FormCalc [46], we have also checked that possible  $y_{tq,qt}$  loop contributions to gluon

Similarly, same-sign top production from  $u$ - $u$  scattering via Higgs exchange in the  $t$ -channel is expected to be below the current experimental sensitivity (cf. [48]) given currently allowed values of  $y_{tu,ut}$ .

To summarize, several signatures of flavor violating  $tqh$  interactions at the LHC which we have studied in the present paper exhibit comparable prospects to constrain or discover such phenomena. Moreover, it may be possible to even discriminate between  $tuh$  and  $tch$  signals by exploiting the presence or absence of the partonic process  $ug \rightarrow th$ . When multiple searches are combined into a global analysis, they could allow the LHC experiments to probe the flavor violating top-Higgs interactions well into the region of  $\mathcal{B}(t \rightarrow hj) \lesssim 0.1\%$ .

### Acknowledgments

We would like to thank Yan Wang for sharing the results on the NLO QCD corrections to associated top plus Higgs production. We also thank Tilman Plehn, Torben Schell and Peter Schichtel for very useful discussions. AG would like to thank Luka Leskovec for his help with computing facilities used in this work. JK acknowledges the hospitality of CERN and of the Aspen Center for Physics (supported by the US National Science Foundation under Grant No. 1066293), where part of this work has been carried out. This work was supported in part by the Slovenian Research Agency.

### A Tagging top decays to Higgs + jet

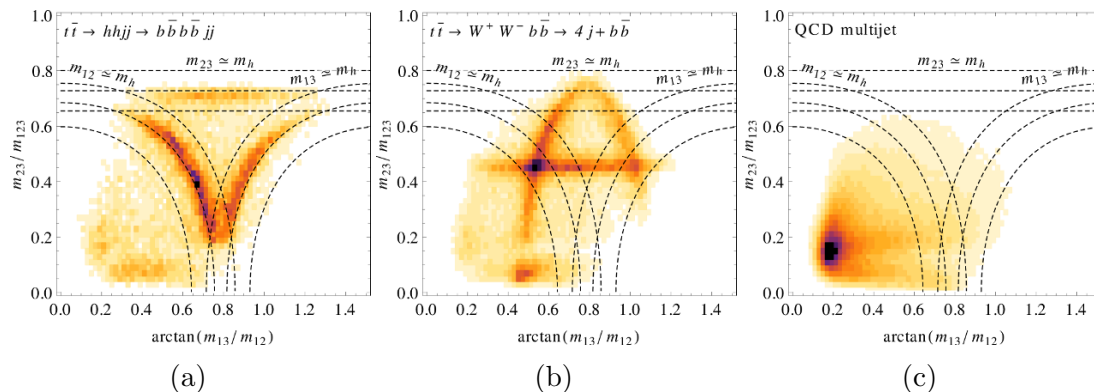
In this appendix, we give details on the “ $th$ ” tagging algorithm used in section 4.2 to identify hadronic  $t \rightarrow j + (h \rightarrow \bar{b}b)$  events. Our method is based on the HEPTopTagger algorithm v1.0 [34, 35], a detailed description of which is given in the appendix of [35]. In simplified terms HEPTopTagger starts from a fat jet, which it unclusters partially to identify the three subjets that are most likely to originate from a top decay based on their invariant mass  $m_{123}$ . The algorithm then imposes cuts on the invariant masses  $m_{12}$ ,  $m_{13}$  and  $m_{23}$  of different pairings of these three subjets, where the indices 1, 2 and 3 stand for the subjet with the largest, next-to-largest and smallest  $p_T$ , respectively. In particular, one of the following three conditions has to be satisfied [35]:

$$\begin{aligned}
 \text{(i)} \quad & 0.2 < \arctan \frac{m_{13}}{m_{12}} \quad \text{and} \quad R_{\min} < \frac{m_{23}}{m_{123}} < R_{\max}, \\
 \text{(ii)} \quad & \frac{m_{23}}{m_{123}} > 0.35 \quad \text{and} \quad R_{\min}^2 \left[ 1 + \frac{m_{13}^2}{m_{12}^2} \right] < 1 - \frac{m_{23}^2}{m_{123}^2} < R_{\max}^2 \left[ 1 + \frac{m_{13}^2}{m_{12}^2} \right], \\
 \text{(iii)} \quad & \frac{m_{23}}{m_{123}} > 0.35 \quad \text{and} \quad R_{\min}^2 \left[ 1 + \frac{m_{12}^2}{m_{13}^2} \right] < 1 - \frac{m_{23}^2}{m_{123}^2} < R_{\max}^2 \left[ 1 + \frac{m_{12}^2}{m_{13}^2} \right].
 \end{aligned} \tag{A.1}$$

The motivation for these cuts can be seen in figure 8, which shows the distributions of  $m_{23}/m_{123}$  and  $\arctan(m_{13}/m_{12})$  for signal and background events. The conditions on the left in eq. (A.1) loosely define the physically accessible region, while the cuts on the right

---

fusion induced di-Higgs production [47] are negligible given current constraints on these couplings.



**Figure 8.** Subjet invariant mass distributions for (a)  $t\bar{t} \rightarrow hhjj \rightarrow \bar{b}\bar{b}\bar{b}jj$  events, (b)  $t\bar{t} \rightarrow \bar{b}\bar{b}W^+W^- \rightarrow \bar{b}\bar{b}jjjj$  events, (c) QCD multijet events.  $m_{ij}$  denotes the invariant mass of the  $i$ -th and  $j$ -th HEPTopTagger subjets after filtering and reclustering into exactly 3 subjets. Subjets are ordered by decreasing transverse momentum. The  $R_{\min}$  and  $R_{\max}$  dependent cuts from eq. (A.1) restrict the analysis to events lying within the dashed bands. We have used  $R_{\min} = 0.9m_H/m_t$  and  $R_{\max} = 1.1m_H/m_t$ . The median of the dashed bands corresponds to  $m_{ij} = m_h$  for one combination of  $i, j = 1, 2, 3$ .

impose the condition that one of the subjet pairs reconstructs to the mass of an on-shell intermediate particle: the  $W$  for the original HEPTopTagger and the Higgs for our  $t \rightarrow h$  tagger. Based on figure 8, we choose  $R_{\min} = 0.9m_H/m_t$ ,  $R_{\max} = 1.1m_H/m_t$  in our most conservative analysis (loose  $th$  tags), and  $R_{\min} = 0.9m_H/m_t$ ,  $R_{\max} = 1.0m_H/m_t$  in our more optimistic analysis (tight  $th$  tags).<sup>4</sup> The latter is based on the observation that the invariant masses of the subjets from Higgs decay tend to be slightly smaller than the true  $m_H$  on average. We attribute this to individual hadrons falling outside the fat jet cone, being reconstructed as part of the wrong subjet, or being removed by filtering. Note that these effects are largest for the softest subjets.

As discussed in section 4.2, we require the two jets most likely originating from a Higgs decay to contain  $b$  tags. In the absence of a full detector simulation we perform  $b$  tagging by searching for  $b$  or  $c$  quarks with  $p_T > 25$  GeV within an angular distance  $\Delta R < 0.4$  from the reconstructed subjet axis. If a  $b$  or  $c$  quark satisfying these requirements exists inside the subjet, we assign a  $b$  tag with a probability depending on the quark's transverse momentum  $p_T$  and its pseudorapidity  $\eta$  according to

$$\text{for } b \text{ quarks: } \epsilon_b^{(b)} = \begin{cases} 0.5 \tanh(0.03 p_T - 0.4) & \text{for } p_T > 15 \text{ GeV and } |\eta| \leq 1.2, \\ 0.4 \tanh(0.03 p_T - 0.4) & \text{for } p_T > 15 \text{ GeV and } 1.2 < |\eta| \leq 2.5, \\ 0.0 & \text{otherwise,} \end{cases} \quad (\text{A.2})$$

<sup>4</sup>Note that a tight  $th$  tag implies not only more restrictive cuts on  $m_{23}/m_{123}$  and  $\arctan(m_{13}/m_{12})$ , but also that the fat jet does not simultaneously carry a top tag.

$$\text{for } c \text{ quarks: } \epsilon_b^{(c)} = \begin{cases} 0.2 \tanh(0.03 p_T - 0.4) & \text{for } p_T > 15 \text{ GeV and } |\eta| \leq 1.2, \\ 0.1 \tanh(0.03 p_T - 0.4) & \text{for } p_T > 15 \text{ GeV and } 1.2 < |\eta| \leq 2.5, \\ 0.0 & \text{otherwise.} \end{cases} \quad (\text{A.3})$$

If no sufficiently hard and central  $b$  or  $c$  quark is found, the probability that the jet is still misidentified as a  $b$  jet is  $\epsilon_b^{(u,d,s)} = 0.001$ . In practice, we do not actually discard events, but merely reweight them with the appropriate tagging efficiency.

**Open Access.** This article is distributed under the terms of the Creative Commons Attribution License ([CC-BY 4.0](https://creativecommons.org/licenses/by/4.0/)), which permits any use, distribution and reproduction in any medium, provided the original author(s) and source are credited.

## References

- [1] R. Harnik, J. Kopp and J. Zupan, *Flavor Violating Higgs Decays*, *JHEP* **03** (2013) 026 [[arXiv:1209.1397](https://arxiv.org/abs/1209.1397)] [[INSPIRE](#)].
- [2] CMS collaboration, *Combined multilepton and diphoton limit on  $t \rightarrow cH$* , *CMS-PAS-HIG-13-034* (2014).
- [3] J.A. Aguilar-Saavedra and G.C. Branco, *Probing top flavor changing neutral scalar couplings at the CERN LHC*, *Phys. Lett. B* **495** (2000) 347 [[hep-ph/0004190](https://arxiv.org/abs/hep-ph/0004190)] [[INSPIRE](#)].
- [4] N. Craig, J.A. Evans, R. Gray, M. Park, S. Somalwar et al., *Searching for  $t \rightarrow ch$  with Multi-Leptons*, *Phys. Rev. D* **86** (2012) 075002 [[arXiv:1207.6794](https://arxiv.org/abs/1207.6794)] [[INSPIRE](#)].
- [5] Y. Wang, F.P. Huang, C.S. Li, B.H. Li, D.Y. Shao et al., *Constraints on flavor-changing neutral-current  $Htq$  couplings from the signal of  $tH$  associated production with QCD next-to-leading order accuracy at the LHC*, *Phys. Rev. D* **86** (2012) 094014 [[arXiv:1208.2902](https://arxiv.org/abs/1208.2902)] [[INSPIRE](#)].
- [6] K.-F. Chen, W.-S. Hou, C. Kao and M. Kohda, *When the Higgs meets the Top: Search for  $t \rightarrow ch^0$  at the LHC*, *Phys. Lett. B* **725** (2013) 378 [[arXiv:1304.8037](https://arxiv.org/abs/1304.8037)] [[INSPIRE](#)].
- [7] D. Atwood, S.K. Gupta and A. Soni, *Constraining the flavor changing Higgs couplings to the top-quark at the LHC*, [arXiv:1305.2427](https://arxiv.org/abs/1305.2427) [[INSPIRE](#)].
- [8] P. Agrawal, S. Bandyopadhyay and S.P. Das, *Multilepton Signatures of the Higgs Boson through its Production in Association with a Top-quark Pair*, *Phys. Rev. D* **88** (2013) 093008 [[arXiv:1308.3043](https://arxiv.org/abs/1308.3043)] [[INSPIRE](#)].
- [9] CMS collaboration, *A search for anomalous production of events with three or more leptons using 19.5/fb of  $\sqrt{s}=8$  TeV LHC data*, *CMS-PAS-SUS-13-002* (2013).
- [10] ATLAS collaboration, *Search for flavor-changing neutral currents in  $t \rightarrow cH$ , with  $H \rightarrow \gamma\gamma$  and limit on the  $tcH$  coupling*, *ATLAS-CONF-2013-081* [ATLAS-COM-CONF-2013-090] (2013).
- [11] ATLAS collaboration, *Search for top quark decays  $t \rightarrow qH$  with  $H \rightarrow \gamma\gamma$  using the ATLAS detector*, *JHEP* **06** (2014) 008 [[arXiv:1403.6293](https://arxiv.org/abs/1403.6293)] [[INSPIRE](#)].
- [12] CMS collaboration, *Search for the standard model Higgs boson decaying to tau pairs produced in association with a W or Z boson*, *CMS-PAS-HIG-12-053* (2013).



- [13] C.S. Li, R.J. Oakes and T.C. Yuan, *QCD corrections to  $t \rightarrow W^+b$* , *Phys. Rev. D* **43** (1991) 3759 [INSPIRE].
- [14] J. Drobnak, S. Fajfer and J.F. Kamenik, *Flavor Changing Neutral Coupling Mediated Radiative Top Quark Decays at Next-to-Leading Order in QCD*, *Phys. Rev. Lett.* **104** (2010) 252001 [arXiv:1004.0620] [INSPIRE].
- [15] C. Zhang and F. Maltoni, *Top-quark decay into Higgs boson and a light quark at next-to-leading order in QCD*, *Phys. Rev. D* **88** (2013) 054005 [arXiv:1305.7386] [INSPIRE].
- [16] M. Czakon, P. Fiedler and A. Mitov, *Total Top-Quark Pair-Production Cross Section at Hadron Colliders Through  $O(\alpha_s^4)$* , *Phys. Rev. Lett.* **110** (2013) 252004 [arXiv:1303.6254] [INSPIRE].
- [17] A.D. Martin, W.J. Stirling, R.S. Thorne and G. Watt, *Parton distributions for the LHC*, *Eur. Phys. J. C* **63** (2009) 189 [arXiv:0901.0002] [INSPIRE].
- [18] Y. Wang, private communication.
- [19] N.D. Christensen and C. Duhr, *FeynRules - Feynman rules made easy*, *Comput. Phys. Commun.* **180** (2009) 1614 [arXiv:0806.4194] [INSPIRE].
- [20] J. Alwall, M. Herquet, F. Maltoni, O. Mattelaer and T. Stelzer, *MadGraph 5 : Going Beyond*, *JHEP* **06** (2011) 128 [arXiv:1106.0522] [INSPIRE].
- [21] T. Sjöstrand, S. Mrenna and P.Z. Skands, *PYTHIA 6.4 Physics and Manual*, *JHEP* **05** (2006) 026 [hep-ph/0603175] [INSPIRE].
- [22] DELPHES 3 collaboration, J. de Favereau et al., *DELPHES 3, A modular framework for fast simulation of a generic collider experiment*, *JHEP* **02** (2014) 057 [arXiv:1307.6346] [INSPIRE].
- [23] LHC HIGGS CROSS SECTION WORKING GROUP collaboration, S. Heinemeyer et al., *Handbook of LHC Higgs Cross Sections: 3. Higgs Properties*, arXiv:1307.1347 [INSPIRE].
- [24] P. Meade and M. Reece, *BRIDGE: Branching ratio inquiry/decay generated events*, hep-ph/0703031 [INSPIRE].
- [25] A.L. Read, *Presentation of search results: The  $CL(s)$  technique*, *J. Phys. G* **28** (2002) 2693 [INSPIRE].
- [26] CMS collaboration, *2HDM scenario, H to hh and A to Zh*, CMS-PAS-HIG-13-025 (2013).
- [27] <https://feynrules.irmp.ucl.ac.be/wiki/HiggsEffectiveTheory> (2011).
- [28] ATLAS collaboration, *Sensitivity of ATLAS at HL-LHC to flavour changing neutral currents in top quark decays  $t \rightarrow cH$ , with  $H \rightarrow \gamma\gamma$* , ATL-PHYS-PUB-2013-012 (2013).
- [29] S. Jadach, Z. Was, R. Decker and J.H. Kuhn, *The tau decay library TAUOLA: Version 2.4*, *Comput. Phys. Commun.* **76** (1993) 361 [INSPIRE].
- [30] CMS collaboration, *Performance of tau-lepton reconstruction and identification in CMS*, 2012 JINST **7** P01001 [arXiv:1109.6034] [INSPIRE].
- [31] S. Khatibi and M.M. Najafabadi, *Probing the Anomalous FCNC Interactions in Top-Higgs Final State and Charge Ratio Approach*, *Phys. Rev. D* **89** (2014) 054011 [arXiv:1402.3073] [INSPIRE].
- [32] M. Farina, C. Grojean, F. Maltoni, E. Salvioni and A. Thamm, *Lifting degeneracies in Higgs*

- couplings using single top production in association with a Higgs boson*, *JHEP* **05** (2013) 022 [[arXiv:1211.3736](#)] [[INSPIRE](#)].
- [33] D.E. Kaplan, K. Rehermann, M.D. Schwartz and B. Tweedie, *Top Tagging: A Method for Identifying Boosted Hadronically Decaying Top Quarks*, *Phys. Rev. Lett.* **101** (2008) 142001 [[arXiv:0806.0848](#)] [[INSPIRE](#)].
- [34] T. Plehn, G.P. Salam and M. Spannowsky, *Fat Jets for a Light Higgs*, *Phys. Rev. Lett.* **104** (2010) 111801 [[arXiv:0910.5472](#)] [[INSPIRE](#)].
- [35] T. Plehn, M. Spannowsky, M. Takeuchi and D. Zerwas, *Stop Reconstruction with Tagged Tops*, *JHEP* **10** (2010) 078 [[arXiv:1006.2833](#)] [[INSPIRE](#)].
- [36] Y.L. Dokshitzer, G.D. Leder, S. Moretti and B.R. Webber, *Better jet clustering algorithms*, *JHEP* **08** (1997) 001 [[hep-ph/9707323](#)] [[INSPIRE](#)].
- [37] M. Cacciari, G.P. Salam and G. Soyez, *FastJet User Manual*, *Eur. Phys. J. C* **72** (2012) 1896 [[arXiv:1111.6097](#)] [[INSPIRE](#)].
- [38] T. Gleisberg, S. Hoeche, F. Krauss, M. Schonherr, S. Schumann et al., *Event generation with SHERPA 1.1*, *JHEP* **02** (2009) 007 [[arXiv:0811.4622](#)] [[INSPIRE](#)].
- [39] S. Schumann and F. Krauss, *A Parton shower algorithm based on Catani-Seymour dipole factorisation*, *JHEP* **03** (2008) 038 [[arXiv:0709.1027](#)] [[INSPIRE](#)].
- [40] T. Gleisberg and S. Hoeche, *Comix, a new matrix element generator*, *JHEP* **12** (2008) 039 [[arXiv:0808.3674](#)] [[INSPIRE](#)].
- [41] S. Hoeche, F. Krauss, S. Schumann and F. Siegert, *QCD matrix elements and truncated showers*, *JHEP* **05** (2009) 053 [[arXiv:0903.1219](#)] [[INSPIRE](#)].
- [42] M. Schonherr and F. Krauss, *Soft Photon Radiation in Particle Decays in SHERPA*, *JHEP* **12** (2008) 018 [[arXiv:0810.5071](#)] [[INSPIRE](#)].
- [43] ATLAS collaboration, *Measurement of multi-jet cross sections in proton-proton collisions at a 7 TeV center-of-mass energy*, *Eur. Phys. J. C* **71** (2011) 1763 [[arXiv:1107.2092](#)] [[INSPIRE](#)].
- [44] J.M. Butterworth, A.R. Davison, M. Rubin and G.P. Salam, *Jet substructure as a new Higgs search channel at the LHC*, *Phys. Rev. Lett.* **100** (2008) 242001 [[arXiv:0802.2470](#)] [[INSPIRE](#)].
- [45] J. Baglio, A. Djouadi, R. Gröber, M.M. Mühlleitner, J. Quevillon et al., *The measurement of the Higgs self-coupling at the LHC: theoretical status*, *JHEP* **04** (2013) 151 [[arXiv:1212.5581](#)] [[INSPIRE](#)].
- [46] T. Hahn, *Automatic loop calculations with FeynArts, FormCalc and LoopTools*, *Nucl. Phys. Proc. Suppl.* **89** (2000) 231 [[hep-ph/0005029](#)] [[INSPIRE](#)].
- [47] A. Djouadi, W. Kilian, M. Muhlleitner and P.M. Zerwas, *Production of neutral Higgs boson pairs at LHC*, *Eur. Phys. J. C* **10** (1999) 45 [[hep-ph/9904287](#)] [[INSPIRE](#)].
- [48] ATLAS collaboration, *Search for exotic same-sign dilepton signatures ( $b'$  quark,  $T_{5/3}$  and four top quarks production) in 4.7/fb of pp collisions at  $\sqrt{s} = 7$  TeV with the ATLAS detector*, *ATLAS-CONF-2012-130* [ATLAS-COM-CONF-2012-163] (2012).